

Miniature Fixed Chip Inductors MPCI H01 Series



- AEC-Q200 qualified 3201/008
- With or without tab terminations
- Terminations with tin-lead coating
- Q factor ≥ 30 at 1 MHz
- SRF ≥ 8 MHz
- $\Delta L/L \pm 1000$ ppm/°C
- Materials meet UL94-V0 rating
- Operating temperature range: -55°C to +125°C
- Weight: 0.12 gram

Electrical Data (25°C)

ID Code	Inductance (μH) $\pm 15\%$	I_{DC}^* (A)	R_{DC} (m Ω) $\pm 15\%$
MPCI H01 K38 1xy	0.38	1.5	29
MPCI H01 K67 1xy	0.67	1.25	39
MPCI H01 1K0 1xy	1.0	1.0	54
MPCI H01 1K5 1xy	1.5	0.85	73
MPCI H01 2K0 1xy	2.0	0.70	100
MPCI H01 2K7 1xy	2.7	0.62	120
MPCI H01 3K4 1xy	3.4	0.55	150
MPCI H01 4K6 1xy	4.6	0.49	190
MPCI H01 5K6 1xy	5.6	0.44	230
MPCI H01 7K1 1xy	7.1	0.41	270
MPCI H01 10K 1xy	10.0	0.34	390
MPCI H01 12K 1xy	12.0	0.29	530
MPCI H01 27K 1xy	27.0	0.20	1040
MPCI H01 M10 1xy	100.0	0.10	3800

* max. permanent DC current at +125°C.

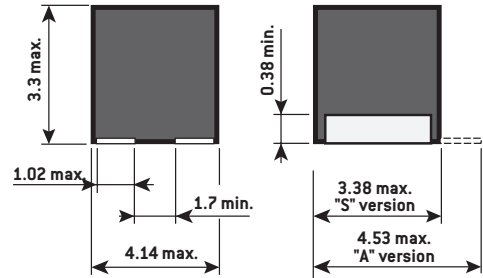
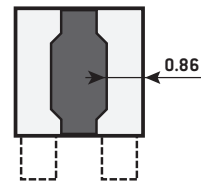
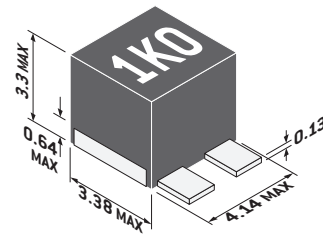
Operating temperature: -55°C/+125°C

Storage temperature: -55°C/+140°C

Application

Output filtering in low power DC / DC conversion

Typical Dimensions (mm)



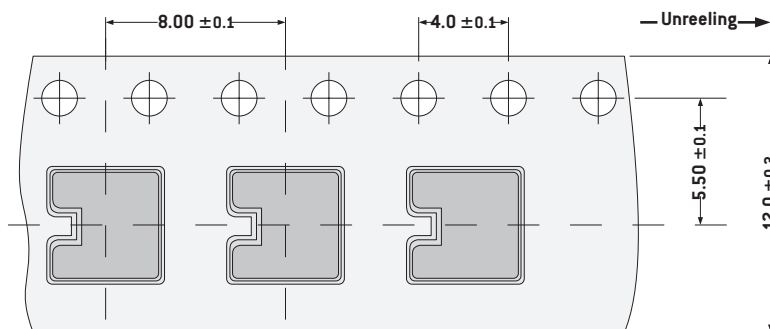
To Order

MPCI H01 ### 1xy

MPCI H01	###	1	x	y
Range	Inductance value	Version	Terminations x = G for Gold x = T for Tinned	y = S without tab y = A with tab

Packaging

Tape and Reel (without tab):
500 pieces ; or Tray: 49 pieces



Miniature Fixed Chip Inductors

MSCI H01 Series



MPCI H01 series are usually installed on Military applications and breadboards for Space applications.

Since January 2003, EXXELIA has been manufacturing Filtering Inductor, MPCI H01 series fulfilling ESA ESCC Generic specification N° 3201 and detail specification N° 3201/008.

This range is named MSCI (S for space applications).

This qualification approval includes final production tests Chart F2, burn-in and electrical measurements to testing Chart F3 and qualification testing Chart F4.

For procurement, different quality levels are offered:

- Final production tests Chart F2
- Burn-in and electrical measurements Chart F3
- Lot acceptance testing Chart F4 if required

Components delivered through this specification need to be processed and inspected in accordance with the EXXELIA Process Identification Document (P.I.D.).

Each component delivered is traceable to its production lot.

EXXELIA Non-QPL ID Code	EXXELIA QPL ID Code	ESA SCC Component Part Number
MPCI H01 K38 1TS 15	MSCI H01 K38 1TS 15	3201008 05 L38 L
MPCI H01 K67 1TS 15	MSCI H01 K67 1TS 15	3201008 05 L67 L
MPCI H01 1K0 1TS 15	MSCI H01 1K0 1TS 15	3201008 05 1L0 L
MPCI H01 1K5 1TS 15	MSCI H01 1K5 1TS 15	3201008 05 1L5 L
MPCI H01 2K0 1TS 15	MSCI H01 2K0 1TS 15	3201008 05 2L0 L
MPCI H01 2K7 1TS 15	MSCI H01 2K7 1TS 15	3201008 05 2L7 L
MPCI H01 3K4 1TS 15	MSCI H01 3K4 1TS 15	3201008 05 3L4 L
MPCI H01 4K6 1TS 15	MSCI H01 4K6 1TS 15	3201008 05 4L6 L
MPCI H01 5K6 1TS 15	MSCI H01 5K6 1TS 15	3201008 05 5L6 L
MPCI H01 7K1 1TS 15	MSCI H01 7K1 1TS 15	3201008 05 7L1 L
MPCI H01 10K 1TS 15	MSCI H01 10K 1TS 15	3201008 05 100 L
MPCI H01 12K 1TS 15	MSCI H01 12K 1TS 15	3201008 05 120 L
MPCI H01 27K 1TS 15	MSCI H01 27K 1TS 15	3201008 05 270 L
MPCI H01 M10 1TS 15	MSCI H01 M10 1TS 15	3201008 05 101 L
05	b	L (tolerance)
05 for SnPb Termination		L for ±15%