


Miniature Fixed Chip Inductors MPCI 233 H01 Series



- With or without tab terminations
- Terminations with tin-lead coating
- Q factor ≥ 30 at 1 MHz
- SRF ≥ 8 MHz
- ΔL/L ± 1000 ppm/°C
- Materials meet UL94-V0 rating
- Operating temperature range: -55°C to +175°C
- Weight: 0.12 gram
- RoHS

Electrical Data (25°C)

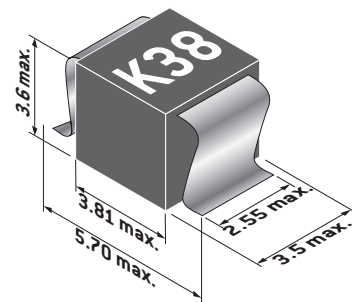
ID Code	Inductance (μH) ±15%	I _{DC} * (A)	R _{DC} (mΩ) ±15%
MPCI 233 K38 H01 1x	0.38	1.5	16.0
MPCI 233 K67 H01 1x	0.67	1.25	25.0
MPCI 233 1K0 H01 1x	1.0	1.0	38.0
MPCI 233 1K5 H01 1x	1.5	0.85	54.0
MPCI 233 2K0 H01 1x	2.0	0.70	79.0
MPCI 233 2K7 H01 1x	2.7	0.62	100
MPCI 233 3K4 H01 1x	3.4	0.55	129
MPCI 233 4K6 H01 1x	4.6	0.49	160
MPCI 233 5K6 H01 1x	5.6	0.44	200
MPCI 233 7K1 H01 1x	7.1	0.41	228
MPCI 233 10K H01 1x	10.0	0.34	335
MPCI 233 12K H01 1x	12.0	0.29	460
MPCI 233 27K H01 1x	27.0	0.20	900
MPCI 233 M10 H01 1x	100.0	0.10	3300

* max. permanent DC current at +125°C.

Operating temperature: -55°C/+175°C

Storage temperature: -55°C/+200°C

Typical Dimensions (mm)

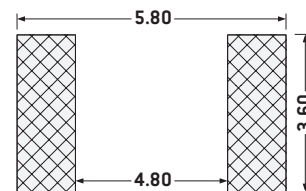


To Order

MPCI 233 ### H01 1x

MPCI 233	###	H01	1	x
Range	Inductance value	Technology	Version	Terminations x = G for Gold x = T or S for Tinned

PCB Layout (suggested)



Application

Output filtering in low power DC / DC conversion

Packaging

Tray

HIGH GRADE PRODUCTS