

FP-6N-200

Highlights

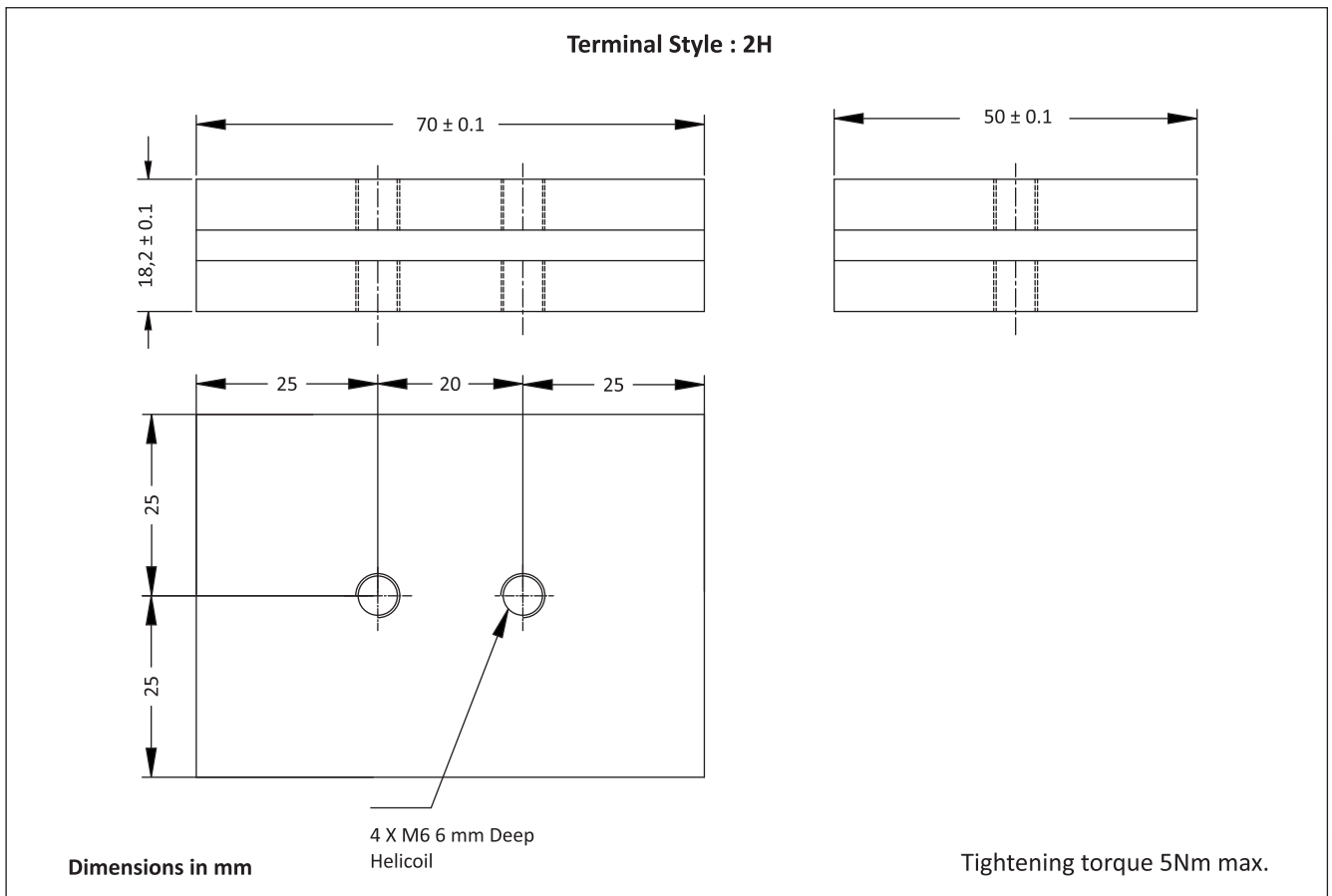
- Conduction cooled
- Polypropylene dielectric
- Self-healing
- Operating frequency up to 1300 KHz
- Maximum operating core temperature 85°C
- Capacitance tolerance $\pm 10\%$
- Flame retardant UL94 - V0, ROHS compliant



Standard Capacitor Values

Rated Voltage Vrms	Nominal capacitance MFD at 1KHz	Max current Irms	Max power Kvar	Frequency KHz	Dimensions mm			Case Code	Terminal Style	Ordering Code
					W	D	H			
1100	0.025	200	200	1055-1270	50	18.2	70	V2	2H	SP0U0251100AN0V2002HK01
	0.05	200	200	527-636	50	18.2	70	V2	2H	SP0U0501100AN0V2002HK01
1000	0.10	300	200	318-715	50	18.2	70	V2	2H	SP00U101000AN0V2002HK01
700	0.20	350	200	325-487	50	18.2	70	V2	2H	SP00U200700AN0V2002HK01
	0.50	350	200	130-195	50	18.2	70	V2	2H	SP00U500700AN0V2002HK01
600	1.0	400	200	89-128	50	18.2	70	V2	2H	SP000010600AN0V2002HK01

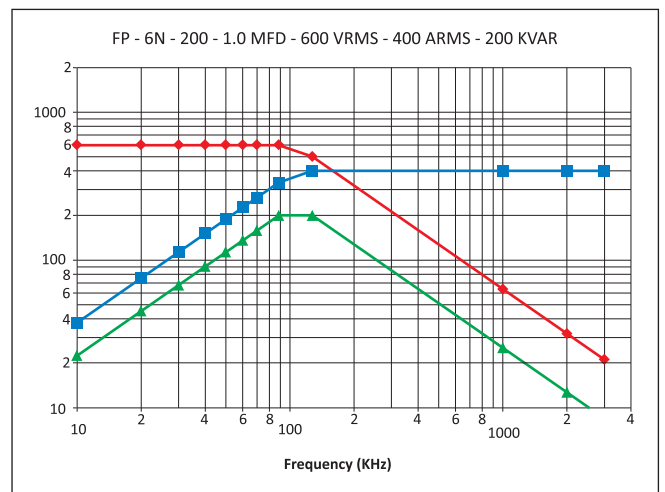
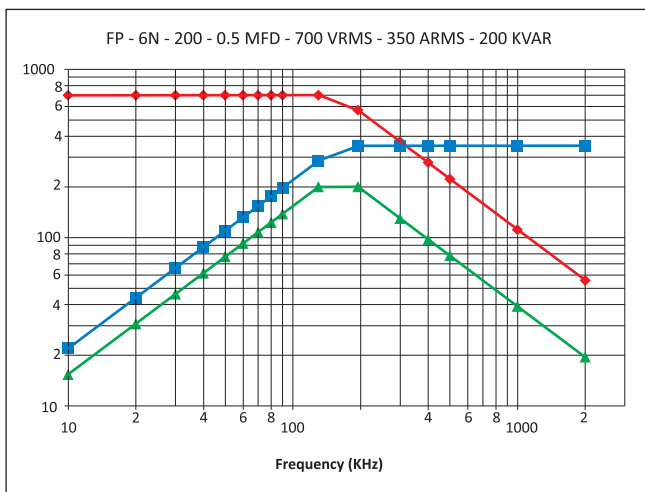
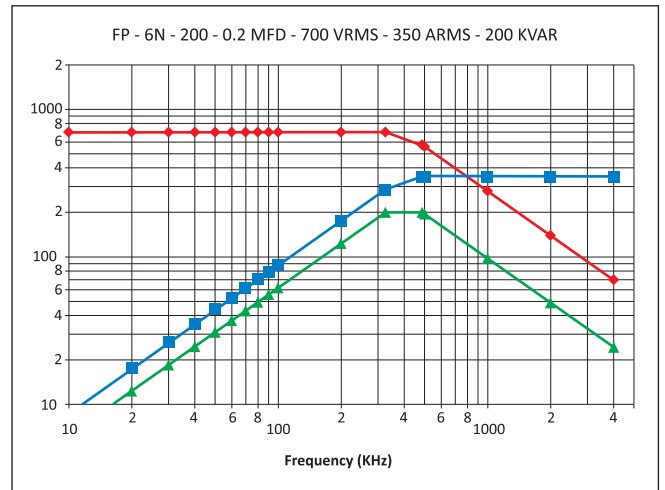
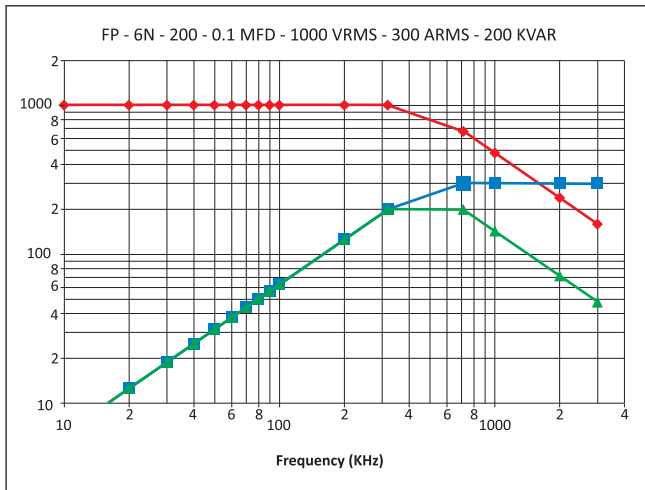
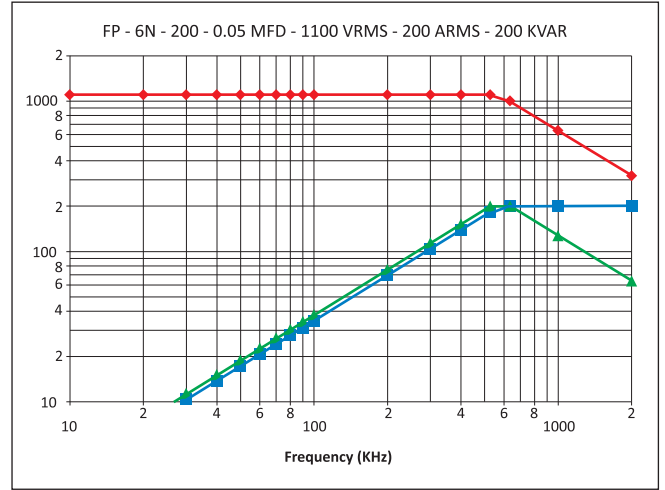
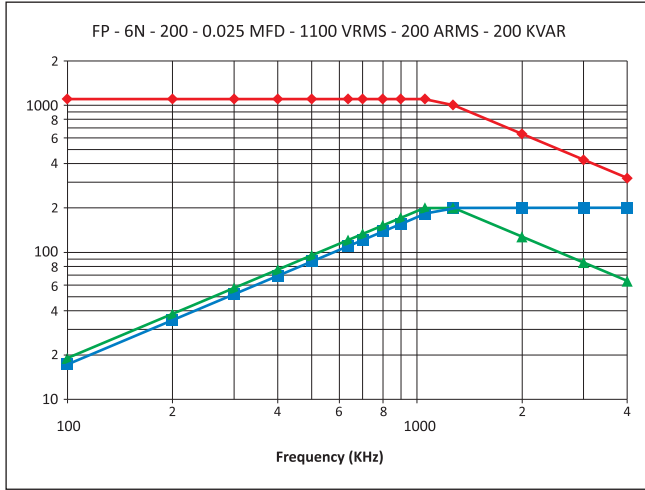
Capacitor Drawing and Terminal Style



FP-6N-200

Frequency Derating

—◆— Voltage —■— Current —▲— Power



Catalogue No. AEPL FP-6N-200-JULY-2019(Rev 00)

The specification shown herein (page 1 to 2) pertain to the current manufacturing range of the Company. The Company reserves the right to change and /or modify any part of or whole of the specifications as a result of research and development and as may be necessary, without prior notice

All Products not for marketing / sale in all countries.