

FP-4G-600

Highlights

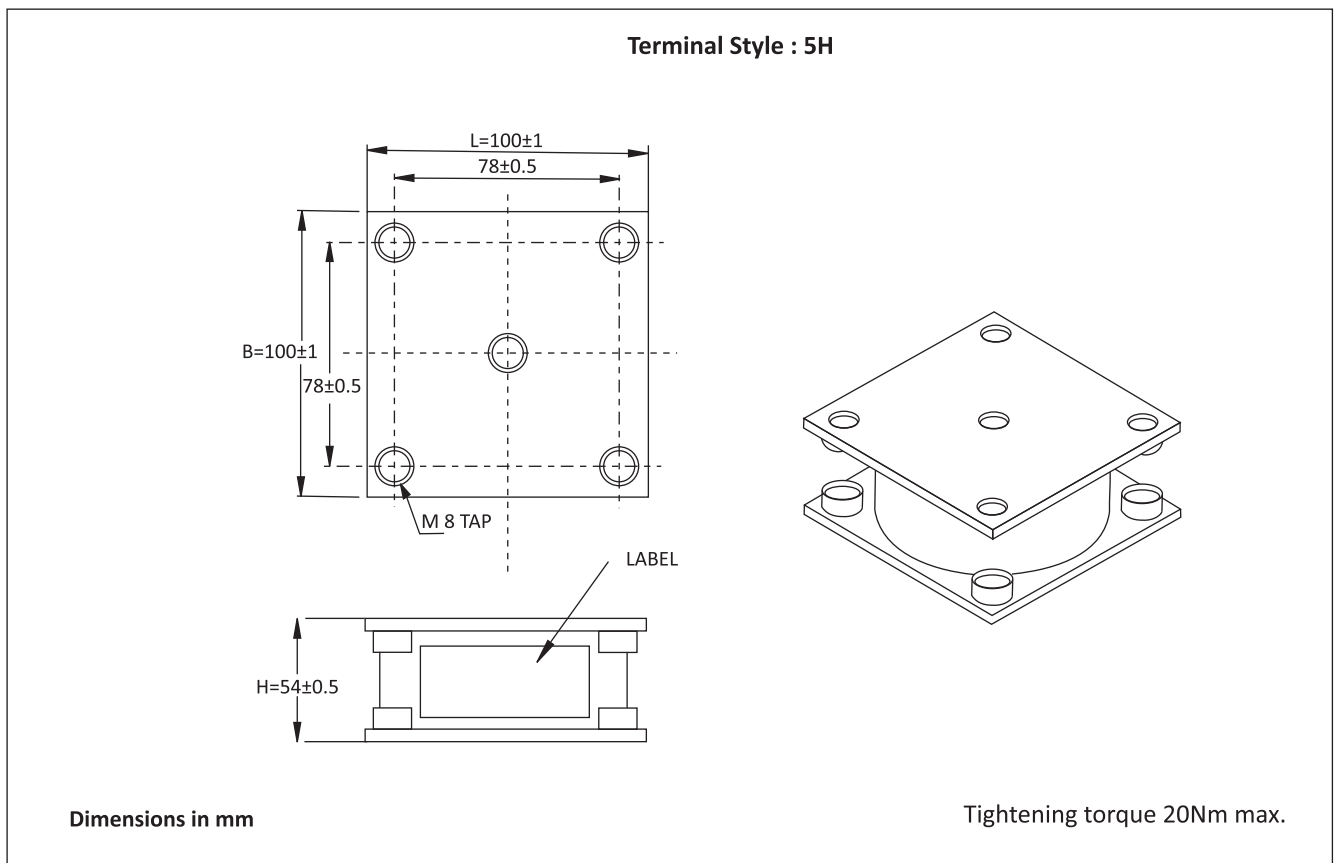
- Conduction cooled
- Polypropylene dielectric
- Self-healing
- Operating frequency 100KHz
- Maximum operating core temperature 85°C
- Capacitance tolerance $\pm 10\%$
- Flame retardant UL94 - V0, ROHS compliant



Standard Capacitor Values

Rated Voltage Vrms	Nominal capacitance MFD at 1KHz	Max current Irms	Max power Kvar	Frequency KHz	ESR mΩ	Dimensions mm			Case Code	Terminal Style	Ordering Code
						B	H	L			
1000	0.33	600	600	290	1.0	100	54	100	G1	5H	SP00U331000BCOG1005HK01
	0.50	700	600	191-260	0.9	100	54	100	G1	5H	SP00U501000BCOG1005HK01
	0.66	700	600	145-197	0.8	100	54	100	G1	5H	SP00U661000BCOG1005HK01
900	1.33	950	600	89-180	0.3	100	54	100	G1	5H	SP01U330900BCOG1005HK01
700	2.60	1050	600	76-112	0.3	100	54	100	G1	5H	SP02U600700BCOG1005HK01
500	5.00	1200	600	76	0.2	100	54	100	G1	5H	SP000050500BCOG1005HK01

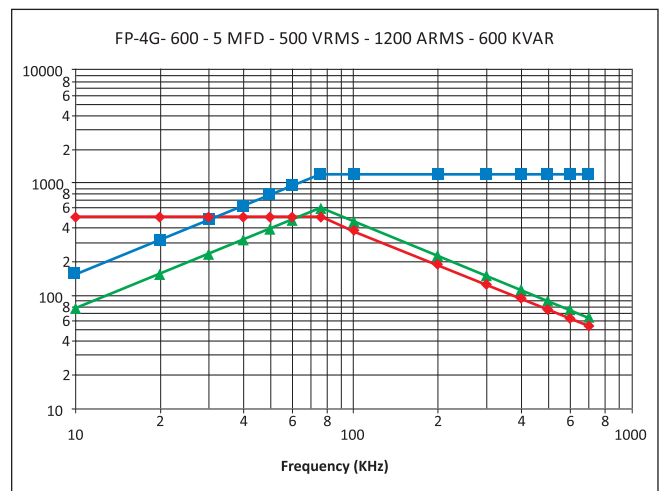
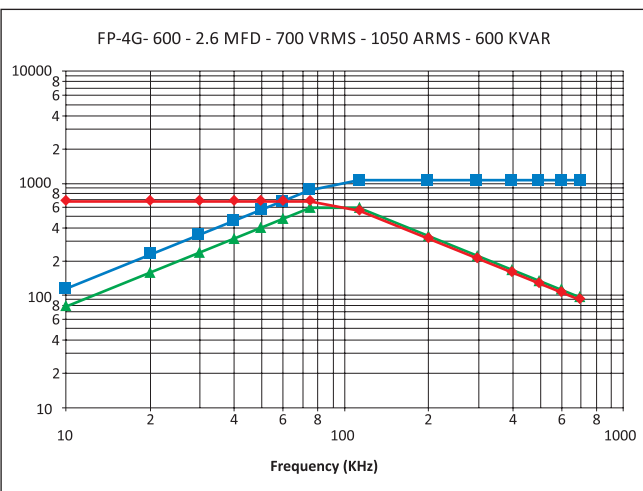
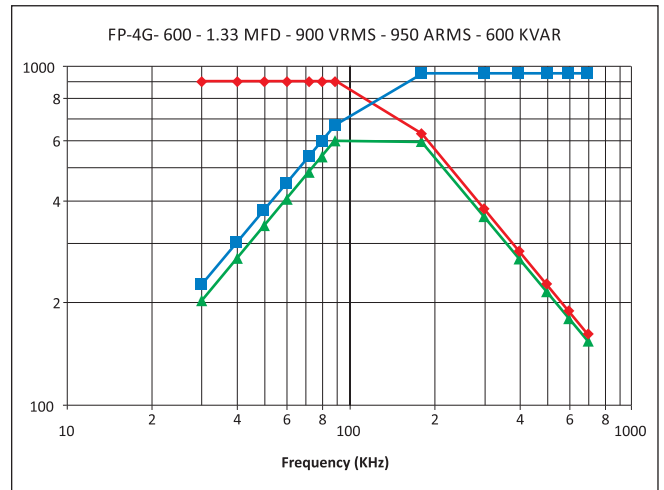
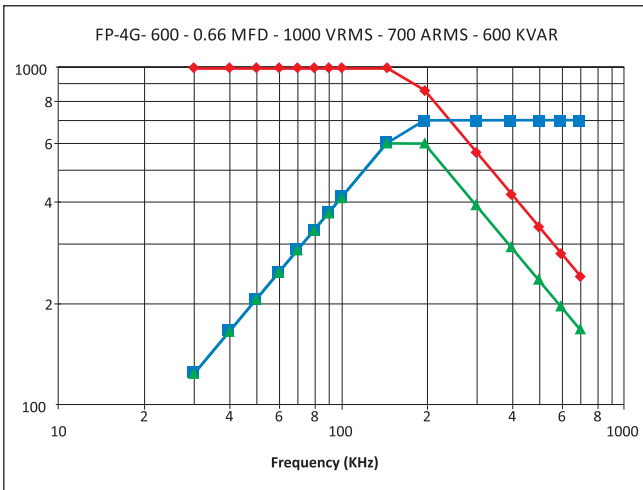
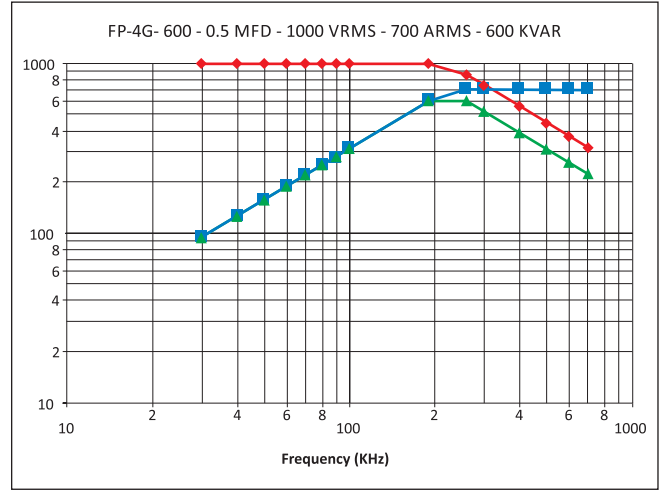
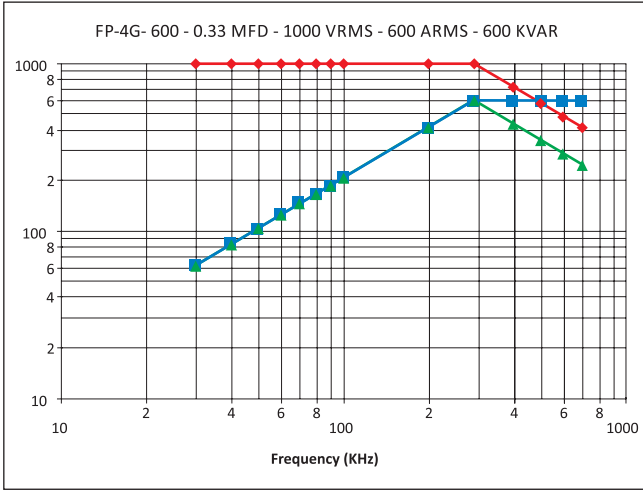
Capacitor Drawing and Terminal Style



FP-4G-600

Frequency Derating

—●— Voltage —■— Current —▲— Power



Catalogue No. AEPL FP-4G-600-JULY-2019 (Rev 02)

The specification shown herein (page 1 to 2) pertain to the current manufacturing range of the Company. The Company reserves the right to change and /or modify any part of or whole of the specifications as a result of research and development and as may be necessary, without prior notice

All Products not for marketing / sale in all countries.