

## FP-29-600

### Highlights

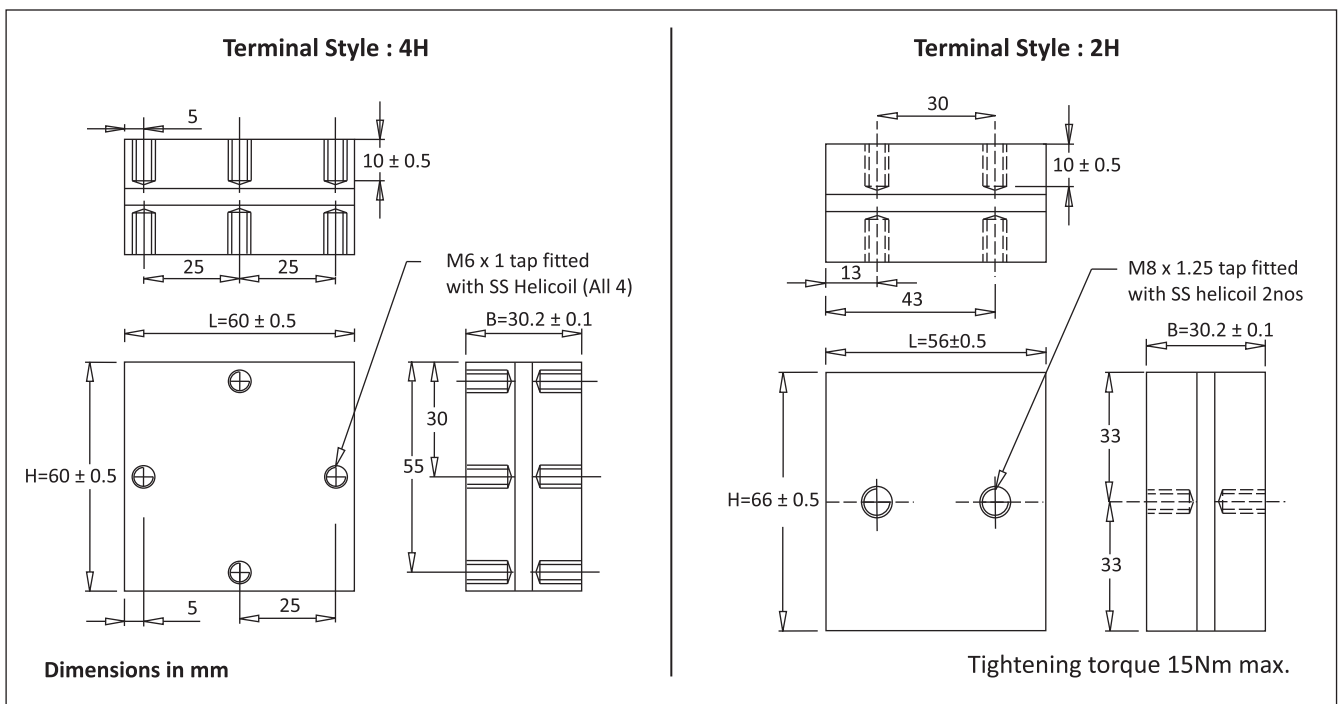
- Conduction cooled
- Polypropylene dielectric
- Self-healing
- Operating frequency up to 1000 KHz
- Maximum operating core temperature 85°C
- Capacitance tolerance  $\pm 10\%$
- Flame retardant UL94 - V0, ROHS compliant



### Standard Capacitor Values

Rated Voltage Vrms	Nominal capacitance MFD at 1KHz	Max current Irms	Max power Kvar	Frequency KHz	ESR mΩ	Dimensions mm			Case Code	Terminal Style	Ordering Code
						B	H	L			
1000	0.33	600	600	290	1.0	30.2	60	60	U1	4H	SP00U331000BB0U1004HK01
	0.33	600	600	290	1.0	30.2	66	56	U2	2H	SP00U331000BB0U2002HK01
800	0.50	750	600	299	0.9	30.2	60	60	U1	4H	SP00U500800BB0U1004HK01
	0.50	750	600	299	0.9	30.2	66	56	U2	2H	SP00U500800BB0U2002HK01
	0.66	750	600	226	0.8	30.2	60	60	U1	4H	SP00U660800BB0U1004HK01
	0.66	750	600	226	0.8	30.2	66	56	U2	2H	SP00U660800BB0U2002HK01
700	1.33	950	600	148-179	0.3	30.2	60	60	U1	4H	SP01U330700BB0U1004HK01
	1.33	950	600	148-179	0.3	30.2	66	56	U2	2H	SP01U330700BB0U2002HK01
600	2.60	1050	600	101-112	0.3	30.2	60	60	U1	4H	SP02U600600BB0U1004HK01
	2.60	1050	600	101-112	0.3	30.2	66	56	U2	2H	SP02U600600BB0U2002HK01
500	5.00	1200	600	76	0.2	30.2	60	60	U1	4H	SP000050500BB0U1004HK01
	5.00	1200	600	76	0.2	30.2	66	56	U2	2H	SP000050500BB0U2002HK01

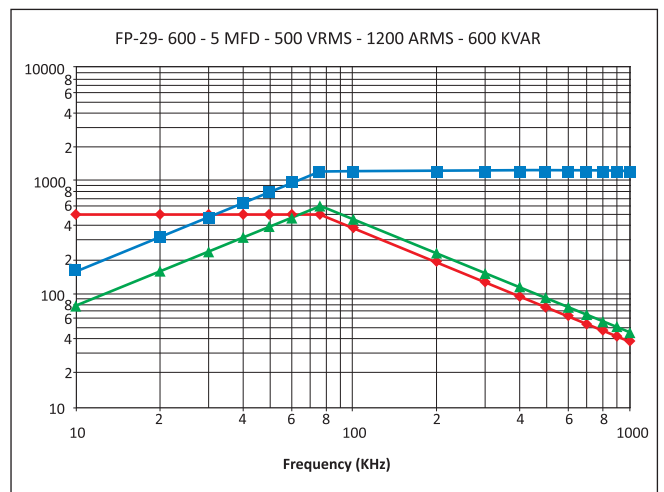
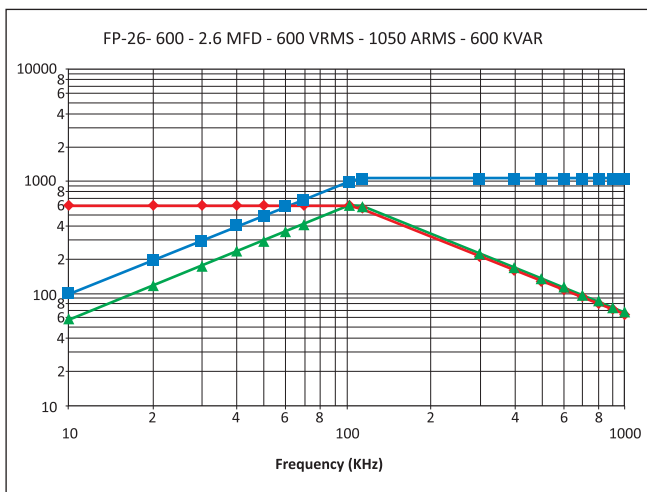
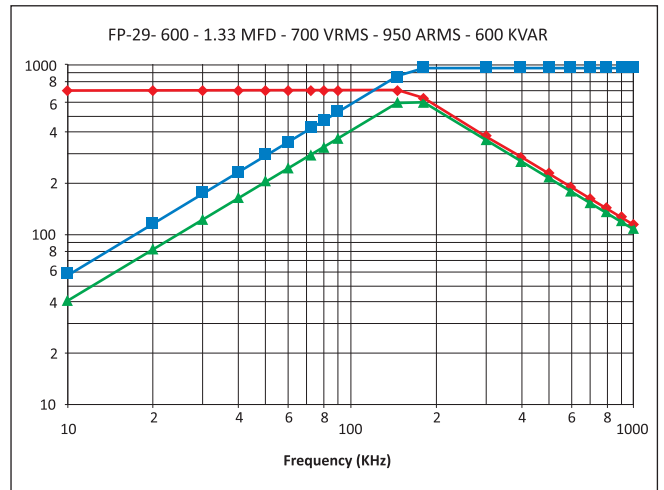
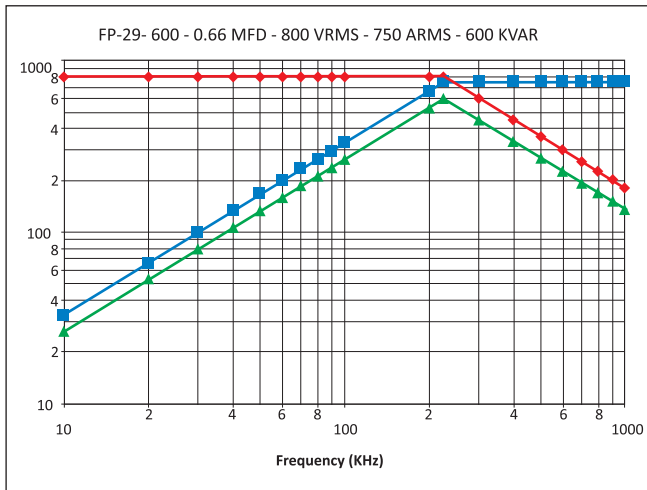
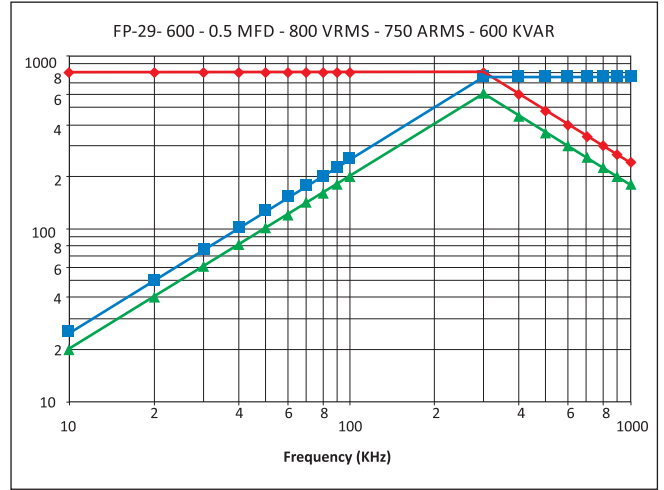
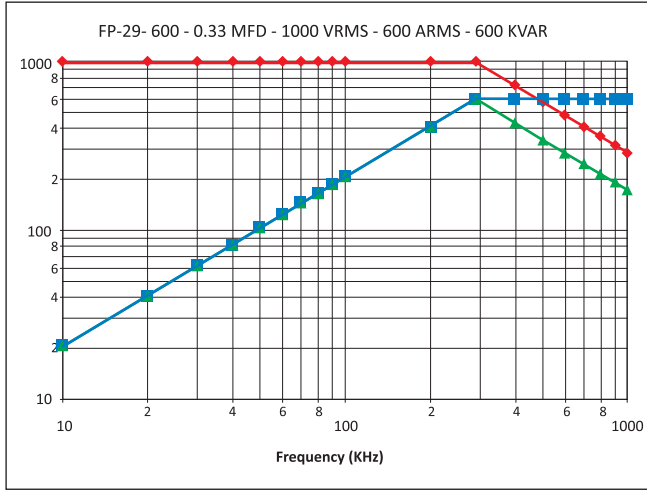
### Capacitor Drawing and Terminal Style



## FP-29-600

### Frequency Derating

—●— Voltage    —■— Current    —▲— Power



Catalogue No. AEPL FP-29-600-JULY-2019 (Rev 01)

The specification shown herein ( page 1 to 2 ) pertain to the current manufacturing range of the Company. The Company reserves the right to change and /or modify any part of or whole of the specifications as a result of research and development and as may be necessary, without prior notice

All Products not for marketing / sale in all countries.