

WRAP-AND-FILL HIGH VOLTAGE METALIZED POLYPROPYLENE FILM CAPACITORS

TYPE 730G



FEATURES

- AC voltage rating to 750 V
- Low power dissipation
- Close tolerance
- High stability
- High DC current

MAJOR APPLICATIONS:

Snubber, industrial controls, AC drives and inverters, UPS, charging systems, and other high voltage electronic applications.

PHYSICAL CHARACTERISTICS

CONSTRUCTION:

Non-inductive wound metalized polypropylene internal series connection.

CASE:

Flame retardant tape wrap and epoxy endfill.

LEAD MATERIAL:

Solder coated copper wire.

LEAD STRENGTH:

Capable of withstanding a five pound pull force on lead axis.

MARKING:

Dearborn trademark, type or catalog number, capacitance, tolerance and voltage.

ELECTRICAL SPECIFICATIONS

CAPACITANCE RANGE: 0.01 μ F to 2.5 μ F

VOLTAGE RATING:

- 850 VDC to 3,000 VDC
- 450 VRMS to 750 VRMS

CAPACITANCE TOLERANCE: \pm 20%, \pm 10%, \pm 5%

OPERATING TEMPERATURE: -55°C to +70°C

DISSIPATION FACTOR: 0.05% maximum

EQUIVALENT SERIES RESISTANCE: 20kHz - 100kHz, see standard ratings tables

DC VOLTAGE TEST:

130% of rated voltage for 1 minute

INSULATION RESISTANCE:

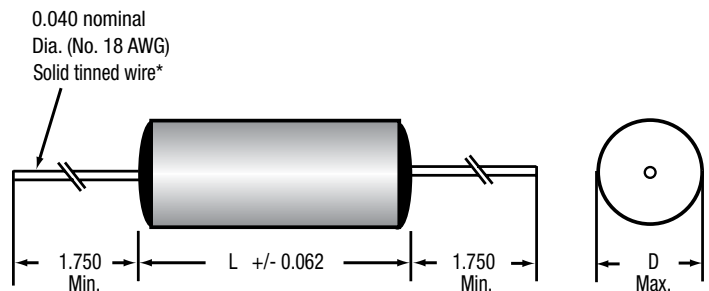
Measure at 500 VDC after a 2 minute charge.

- At +25°C, 200,000 Megaohm-Microfarads, need not exceed 400,000 Megaohms

MAXIMUM PULSE RISE TIME

Capacitor Length (inch)	Rise Time dv / dt (V / μ s)			
	850 VDC / 450 VAC	1,200 VDC / 500 VAC	2,000 VDC / 630 VAC	3,000 VDC / 750 VAC
1.250	305	1400	1750	3000
1.650	200	650	1000	1700
2.170	-	400	650	-

DIMENSIONS (in inches)



* Leads to be within \pm 0.062" of center line at egress, but not less than 0.031" from edge.

WRAP-AND-FILL HIGH VOLTAGE METALIZED POLYPROPYLENE FILM CAPACITORS

STANDARD RATINGS

Capacitance		Case Size (inches)		ESR Typical @ 100kHz MΩ	I. rms @ 100kHz-@ 70°C
μF	Code	D	L		
850 VDC / 450 VAC* (VOLTAGE CODE 850)					
0.15	154	0.400	1.250	10	5
0.22	224	0.475	1.250	7	7
0.33	334	0.570	1.250	5	9
0.47	474	0.669	1.250	4	9
0.68	684	0.800	1.250	3	9
1.00	105	0.800	1.650	3	9
1.50	155	0.965	1.650	3	11
2.00	205	1.125	1.650	2	11
2.50	255	1.240	1.650	2	11
1,200 VDC / 500 VAC* (VOLTAGE CODE 1K2)					
0.10	104	0.552	1.250	9	7
0.15	154	0.669	1.250	7	9
0.22	224	0.807	1.250	5	9
0.33	334	0.768	1.650	5	9
0.47	474	0.906	1.650	4	9
0.68	684	1.08	1.650	3	11
1.00	105	1.32	1.650	3	11
1.20	125	1.142	2.170	3	11
2,000 VDC / 630 VAC* (VOLTAGE CODE 2K0)					
0.022	223	0.413	1.250	32	3
0.033	333	0.492	1.250	22	4
0.047	473	0.571	1.250	16	5
0.068	683	0.669	1.250	11	7
0.10	104	0.807	1.250	8	9
0.15	154	0.768	1.650	8	9
0.22	224	0.925	1.650	6	9
0.33	334	1.122	1.650	4	11
0.47	474	1.320	1.650	4	11
0.56	564	1.142	2.170	4	11
3,000 VDC / 750 VAC* (VOLTAGE CODE 3K0)					
0.010	103	.0472	1.250	62	2
0.015	153	0.551	1.250	42	3
0.022	223	0.650	1.250	29	4
0.033	333	0.787	1.250	20	5
0.047	473	0.728	1.650	18	6
0.068	683	0.866	1.650	13	8
0.10	104	1.043	1.650	9	11
0.15	154	1.260	1.650	7	11

Additional capacitance values, voltages, and tolerances are available upon request.

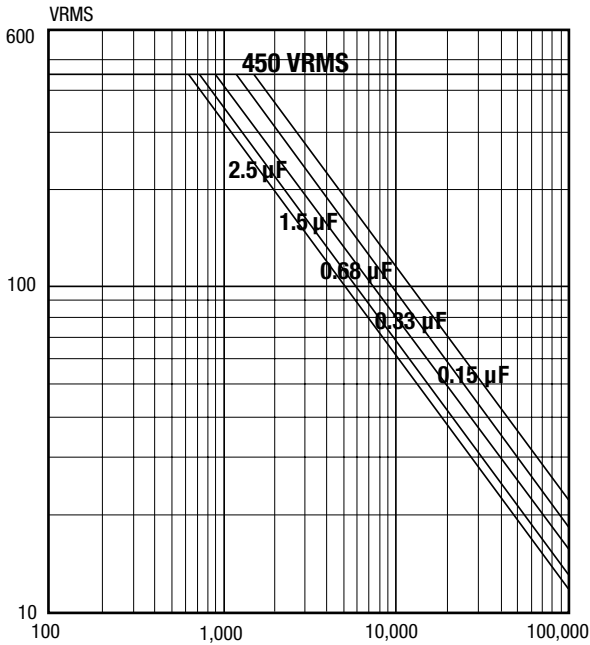
* AC voltage rating is at 400Hz 1.4 x VRMS + VDC should not exceed the rated VDC.

* Graphs of AC voltage vs. frequency follow.

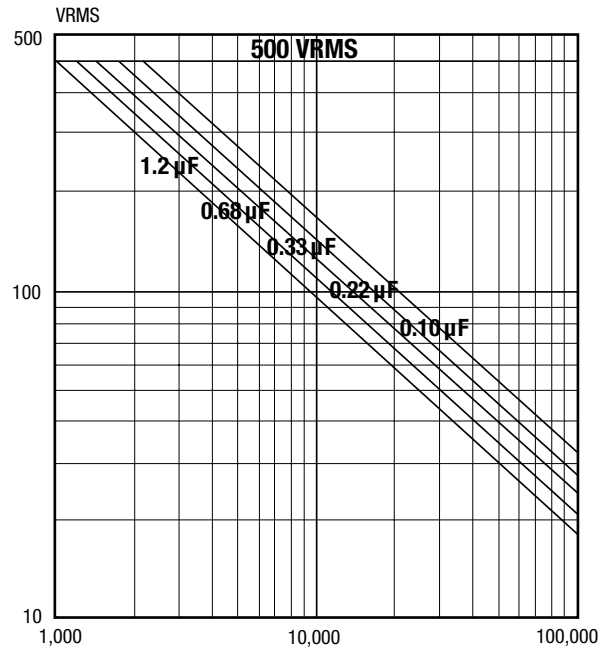
WRAP-AND-FILL HIGH VOLTAGE METALIZED POLYPROPYLENE FILM CAPACITORS

TYPE 730G

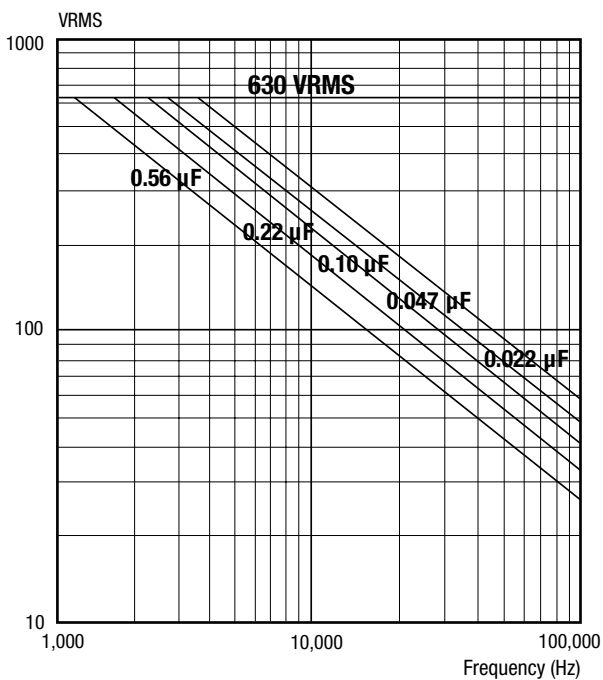
VOLTAGE VS. FREQUENCY TYPE 730G
850 VDC / 450 VAC



VOLTAGE VS. FREQUENCY TYPE 730G
1,200 VDC / 500 VAC



VOLTAGE VS. FREQUENCY TYPE 730G
2,000 VDC / 630 VAC



VOLTAGE VS. FREQUENCY TYPE 730G
3,000 VDC / 750 VAC

