

**GENERAL INPUTS REQUIRED FOR A CUSTOM REQUEST**

**Company : Project :** .....

**Address :** .....

**Sales Contact :**

Ms/Mr. .... **Tel. :** ..... **Email :** .....

**Technical Contact :**

Ms/Mr. .... **Tel. :** ..... **Email :** .....

**MARKET :**    SPACE                       COMMERCIAL AVIONICS                       MILITARY AVIONICS                       DEFENSE  
                    DOWNHOLE                       RAILWAYS     INDUSTRY     MEDICAL

**Applied Standards (ESA, Mil, ...):** .....

**RoHS Statuses :**    Non RoHS                       RoHS

**Outgassing Satus :** .....

**Environmental Constraints :** .....

**Ambient Temperature Range (°C) :** Min. : ..... Max. : .....

**Storage Temperature (°C) :** Min. : ..... Max. : .....

**VRT-Thermal shocks :** .....

**Moisture :** .....

**Salt Spray Resistance :** .....

**Fungi Resistance :** .....

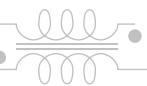
**Other (specify) :** .....

**MECHANICAL CONSTRAINTS :**    Shocks                       Vibration                       Robustness of connections

**Partial Discharge :** ..... (pC)

**MOUNTING :**    SMD                       TH                       Wire  
     Other (specify) : .....

**PACKING :**    Individual package                      ESD :  Yes                       No  
     Tray  
     Reel  
     Other (specify) : .....



**INDUCTOR / CHOKE**

**Company name :** ..... **Project :** .....  
**Product reference :** ..... **Yearly Quantities :** .....

**INDUCTOR TYPE :**     Common Mode Choke (CMC)                       Differential Choke (DMC)  
**Phase number :** .....

**INDUCTANCE :** ..... [ $\mu$ H] Min. Value (with rated current)    ..... [ $\mu$ H] Min. Value (no load)

**OPERATING FREQUENCY OR FREQUENCY RANGE (CMC) :** .....

**CURRENT DATA :**                                       $I_{DC}$  : ..... [A]                       $I_{AC}$  : ..... [A]

**Current Waveform Description :** .....

**Irms :** ..... [A]    **Ipeak :** ..... [Ap]

**Harmonic Amplitudes :**     $H_1$  ..... [A]                       $H_2$  ..... [A]                       $H_3$  ..... [A]

**If Rf choke, confirm min. Q factor and frequency :** .....

**DIELECTRIC WITHSTANDING VOLTAGE :**     $W_1 / W_2$  : .....                       $W_2 / W_3$  : .....

**Insulation resistance :**     $W_1 / W_2$  : .....                       $W_2 / W_3$  : .....



**MAXIMUM DIMENSION :**    Length : ..... [mm]    Width : ..... [mm]    Height : ..... [mm]

**Finishing :**     Case                       Molding  
                     None                       Impregnation

**MARKING :** .....                      **WEIGHT :** ..... [g]

**MECHANICAL DRAWING**

**LAYOUT**

	
---	--

