

FP-2-400

Highlights

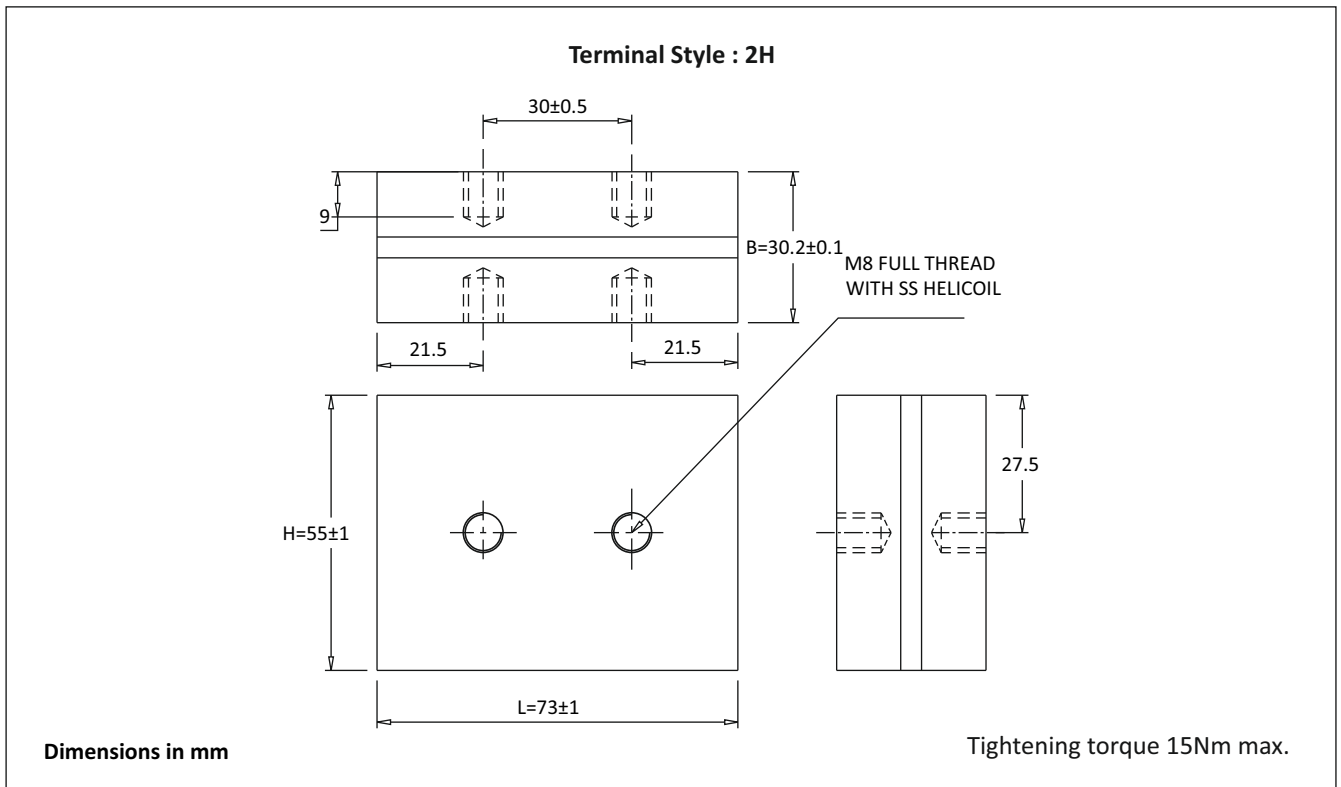
- Conduction cooled
- Polypropylene dielectric
- Self-healing
- Operating frequency up to 700 KHz
- Maximum operating core temperature 85°C
- Capacitance tolerance $\pm 10\%$
- Flame retardant UL94 - V0, ROHS compliant



Standard Capacitor Values

Rated Voltage Vrms	Nominal Capacitance MFD at 1KHz	Max Current Irms	Max Power Kvar	Frequency KHz	ESR mΩ	Dimensions mm			Case Code	Terminal Style	Ordering Code
						B	H	L			
1000	0.15	450	400	425-538	2.0	30.2	55	73	T1	2H	SP00U151000A40T1002HK01
	0.20	450	400	319-404	1.8	30.2	55	73	T1	2H	SP00U201000A40T1002HK01
	0.25	450	400	256-323	1.5	30.2	55	73	T1	2H	SP00U251000A40T1002HK01
	0.30	600	400	213-478	1.2	30.2	55	73	T1	2H	SP00U301000A40T1002HK01
700	0.50	600	400	259-285	1.0	30.2	55	73	T1	2H	SP00U500700A40T1002HK01
	0.66	600	400	197-220	0.8	30.2	55	73	T1	2H	SP00U660700A40T1002HK01
	1.00	750	400	129-223	0.6	30.2	55	73	T1	2H	SP000010700A40T1002HK01
500	1.30	750	350	170-196	0.5	30.2	55	73	T1	2H	SP01U300500A40T1002HK01
	1.50	750	350	148-170	0.4	30.2	55	73	T1	2H	SP01U500500A40T1002HK01
	2.00	800	350	110-145	0.2	30.2	55	73	T1	2H	SP000020500A40T1002HK01

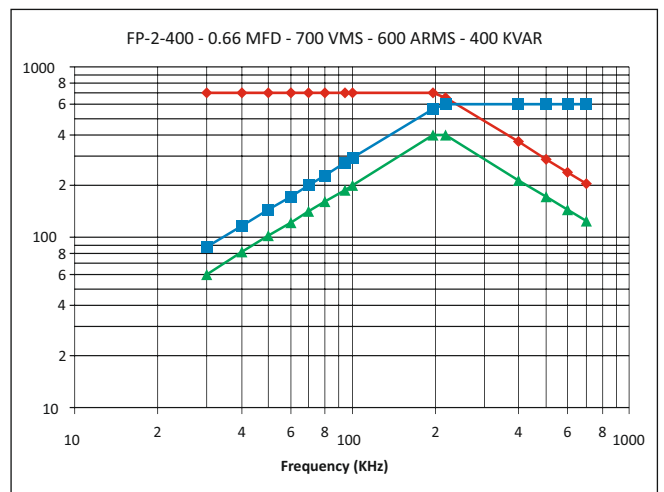
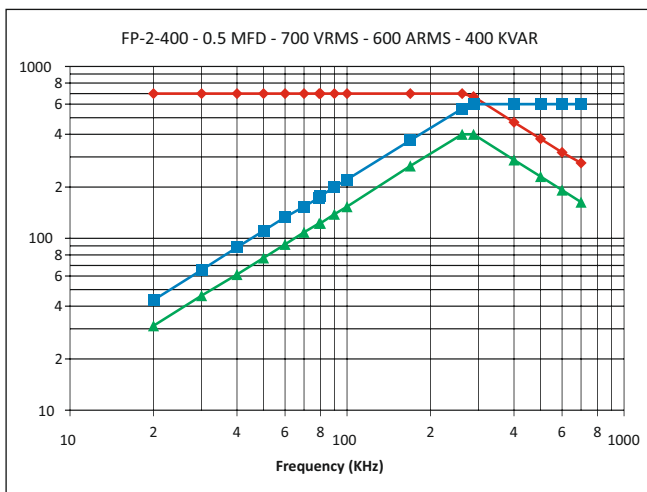
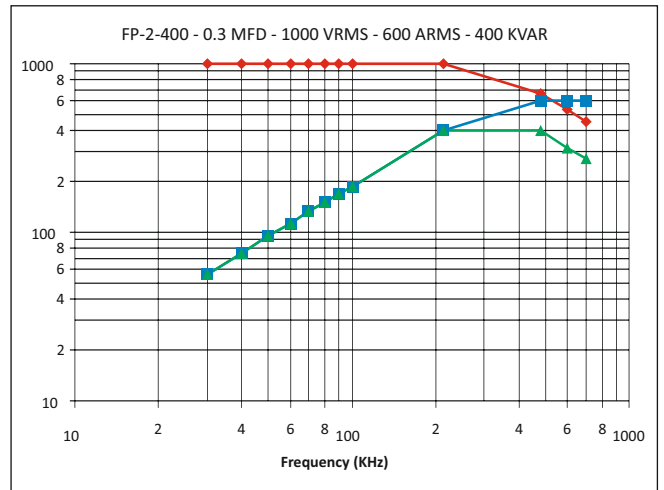
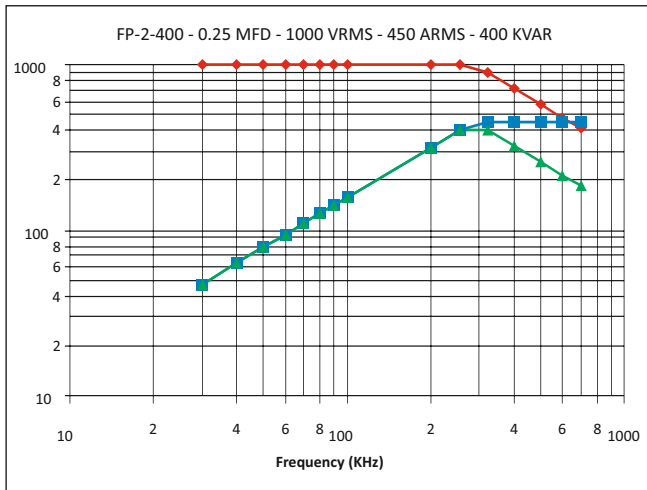
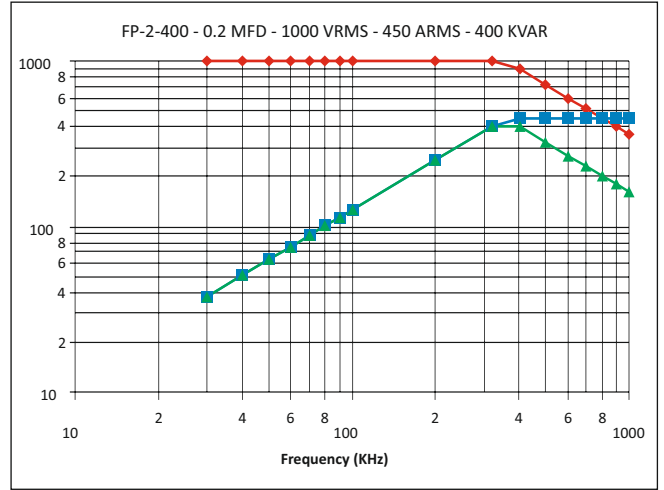
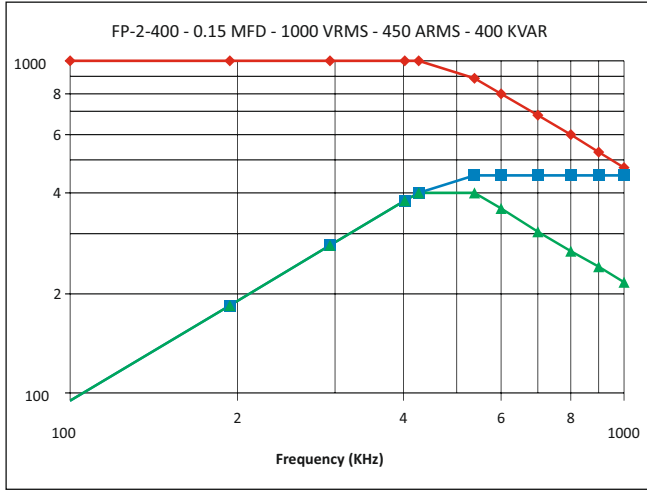
Capacitor Drawing and Terminal Style



FP-2-400

Frequency Derating

—●— Voltage —■— Current —▲— Power



FP-2-400

Frequency Derating

—◆— Voltage —■— Current —▲— Power

