

GENERAL INPUTS REQUIRED FOR A CUSTOM REQUEST

Company : Project :

Address :

Sales Contact :

Ms/Mr. **Tel. :** **Email :**

Technical Contact :

Ms/Mr. **Tel. :** **Email :**

MARKET : SPACE COMMERCIAL AVIONICS MILITARY AVIONICS DEFENSE
 DOWNHOLE RAILWAYS INDUSTRY MEDICAL

Applied Standards (ESA, Mil, ...):

RoHS Statuses : Non RoHS RoHS

Outgassing Satus :

Environmental Constraints :

Ambient Temperature Range (°C) : Min. : Max. :

Storage Temperature (°C) : Min. : Max. :

VRT-Thermal shocks :

Moisture :

Salt Spray Resistance :

Fungi Resistance :

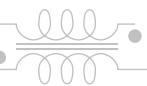
Other (specify) :

MECHANICAL CONSTRAINTS : Shocks Vibration Robustness of connections

Partial Discharge : (pC)

MOUNTING : SMD TH Wire
 Other (specify) :

PACKING : Individual package ESD : Yes No
 Tray
 Reel
 Other (specify) :



INDUCTOR / CHOKE

Company name : **Project :**
Product reference : **Yearly Quantities :**

INDUCTOR TYPE : Common Mode Choke (CMC) Differential Choke (DMC)
Phase number :

INDUCTANCE : [μ H] Min. Value (with rated current) [μ H] Min. Value (no load)

OPERATING FREQUENCY OR FREQUENCY RANGE (CMC) :

CURRENT DATA : I_{DC} : [A] I_{AC} : [A]

Current Waveform Description :

Irms : [A] **Ipeak :** [Ap]

Harmonic Amplitudes : H_1 [A] H_2 [A] H_3 [A]

If Rf choke, confirm min. Q factor and frequency :

DIELECTRIC WITHSTANDING VOLTAGE : W_1 / W_2 : W_2 / W_3 :

Insulation resistance : W_1 / W_2 : W_2 / W_3 :



MAXIMUM DIMENSION : Length : [mm] Width : [mm] Height : [mm]

Finishing : Case Molding
 None Impregnation

MARKING : **WEIGHT :** [g]

MECHANICAL DRAWING

LAYOUT

	
---	--

